

SPICER®



Spicer®

Seal Installation Tool Kit

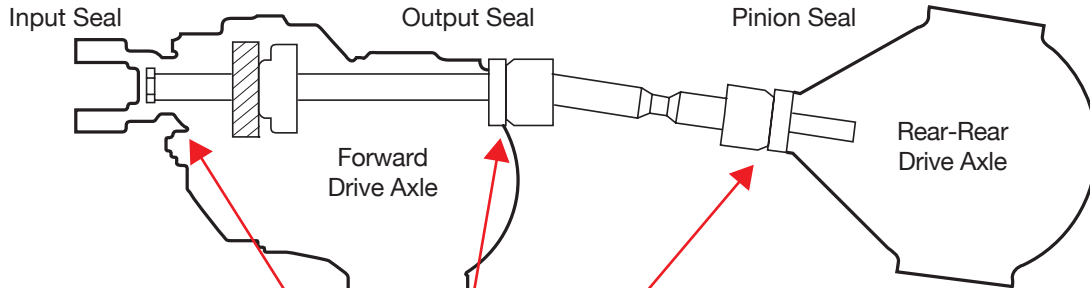
The Right Tools for the Job.

Minimize unnecessary downtime and repair costs that come with improperly installed seals. Using the right tools and techniques for the job always help ensure your seal is properly installed and seated. This convenient, all-inclusive kit provides the right tools to help you ensure the job is done right the first time, and every time. It features an extensive collection of color-coded tools that can be used on the most common Dana Spicer models. Plus, it contains instructions that are comprehensive and easy to understand, so you can install with confidence!



NEW! Seal Installation Tool Kit

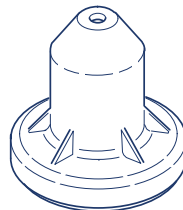
Frustrated with downtime and lost productivity caused by improperly installed seals? This convenient, indispensable kit helps ensure you have the right tools to properly install and seat the seal in your Dana Spicer axle.



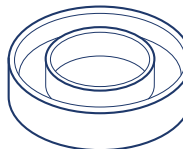
Seal Installation Tool Chart

Tandem Axle Model	Tool Type	Input Seal	Output Seal	Pinion Seal
DS341, DS404, DS454, DS405, DSP40, DSP41, DSP44, DSH40, DSH44, DST40	Driver	126917	126917	126917
	Insert		128706HX	
D40-156	Driver	126917	126917	126917
	Insert	10021493	10021494	10021492
D40-155	Driver	126917	126917	126917
	Insert	10021492	10021495	10021492
D40-170, D46-170, D50-170, D52-190, D60-190, D70-190, D52-590, D60-190	Driver	210749	131471	210749
	Insert	131472		
DS461, DS462, DS463, DS581, DS601, DD461, DD463, DD581, DD601, DT461, DT463, DT581, DT601, DP461, DP463, DP581, DC461, DC463	Driver	210749	210751	210749
	Insert	210750		
Single Axle Model	Tool Type	Pinion Seal		
S12-110, S14-110, S14-111, S16-130, S17-140, S19-140	Driver	126917		
	Driver	126917		
S23-070B, S21-170, S23-170, S26-170, S21-190, S23-190, S26-190, S30-190, S30-590, S35-590	Driver	210749		
	Driver	210749		
23080T, 23082T, 26082T, 23130S, 23137S, 23105S	Driver	126917		
	Driver	126917		

Tool Kit Contents



Driver Tool



Insert Tool

IMPORTANT: Spicer strongly recommends using seal installation tools when installing new drive axle seals. The use of proper tools ensures that the seal is square and installed without damage. Make sure to follow all notes and warnings; failure to follow specific instructions may result in personal injury and/or component damage.

Order Yours Today! Visit www.SpicerParts.com/Merchandise (general public), www.DanaAftermarket.com (dealer/distributor), or contact your Spicer parts representative.



Dana Aftermarket Group
 PO Box 1000 Maumee, Ohio 43537
 Phone: 1.800.621.8084
 Product information: SpicerParts.com
 E-cat/E-commerce: DanaAftermarket.com

Form # HAXL-SEALTOOLS-SS-92017
 Copyright Dana Limited, 2017.
 All rights reserved. Dana Limited.
 Printed in U.S.A.

SPICER®

