






COMMON AIRLINE FAILURE: Incorrect installation of hose suspension clamps can cause kinking & failure of airlines



SOLUTION | INSTALLATION GUIDELINES



- Dual spring tender kits ensure adequate suspension strength for the heavier, ABS (green) compliant cables
- Use of a properly sized clamp, with ample body thickness will spread the clamping force across the lines
- Cable & hoses should always be clamped just ahead of the start of the coiled section - just before the flared section on the protective spring guard
- Rubber cushioned "C" clamps can be added to support dual cables when needed for liftgate/battery charging applications



Confirm that tractor leads are properly clamped and that there's enough slack to allow their free movement without stress occurring at the connection points & that the springs will not scuff the cab. Verify that there are no obstructions that might damage the lines or affect their free movement during vehicle operation.